
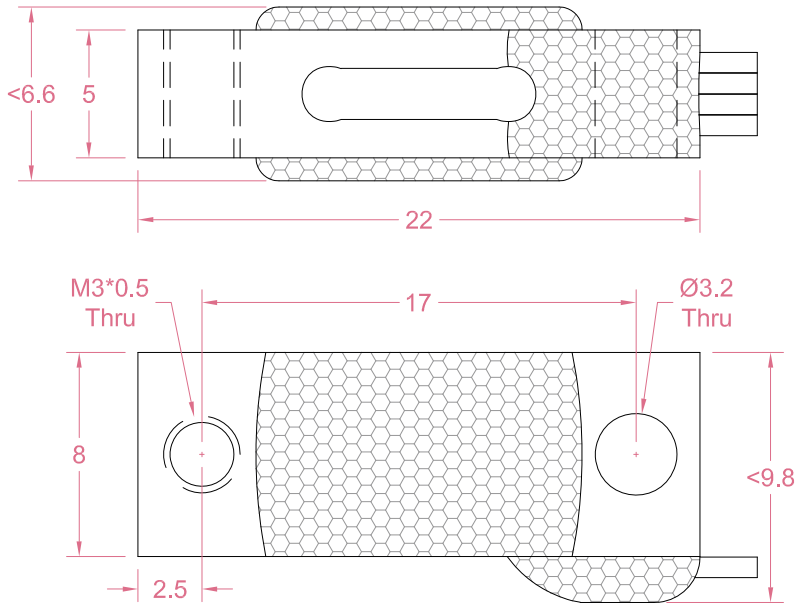




Dimensions in "mm"



Order example:

2 x LCE02 - 5kg

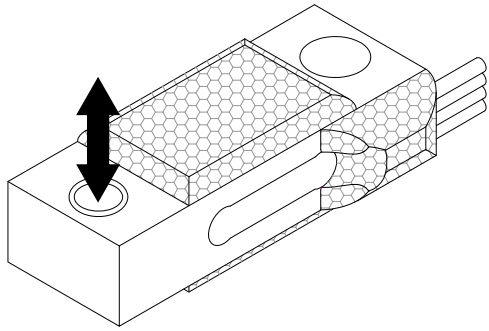
Quantity Model Capacity
Email to sales@loadcellsensor.com for a quote

Specifications			
Rated Capacity	2/5/10kg		
Rated Output	1.0~1.5 mV/V	Compensated Temp.	0...+40°C
Excitation	3~10V	Operating Temp.	-10...+55°C
Zero Balance	±0.1 mV/V	Temp. Coeff. of Zero	±0.05% F.S./°C
Nonlinearity	±0.1% F.S.	Temp. Coeff. of Span	±0.05% F.S./°C
Hysteresis	±0.1% F.S.	Input Resistance	1000±100 Ohms
Nonrepeatability	±0.05% F.S.	Output Resistance	1000±100 Ohms
Creep(3min)	±0.05% F.S.	Insulation Resistance	>2000M Ohms(50V)
Safe Load Limit	150% F.S.	IP Rating	IP62
Breaking Load	200% F.S.	Element Material	Aluminum alloy
Cable	4 x AWG32*180mm		

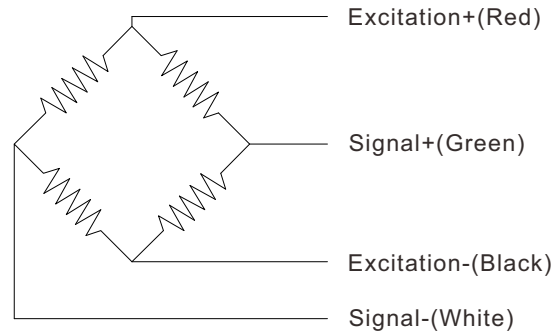
• LCS reserves the right to modify its design and specifications without notice



Load direction



Wiring Code



Sensor/Amplifier/Indicator

Items	Power supply	Output/Function
LCE02	3-10V (Constant)	-15mV...+15mV (Depending on the power supply)
LCE02 + Analog amplifier	12~24V DC	0-3.3V,0-5V,0-10V, -5-5V,-10-10V,0-5-10V 0-20mA,4-20mA,4-12-20mA...
LCE02 + Digital amplifier	12~24V DC	RS485 or RS232 output
LCE02 + Indicator	12~24V DC	Display force value Switch/Relay output Peak holding RS485/RS232 interface 0-5V/0-10V/4-20mA output

[Email us for datasheet of amplifier and indicator](#)

Customization options

- Cable
(Length/Specifications/Connectors)
- Dimensions and measuring range